

CLOG EVO

WORK LIGHT

LIGHT COMFORT

ENERGY PLUS

CLOG S/COMF. B/S

CLOG RACY

NEW BONUS PUNCHED

NEW BONUS UNPUNCHED

CLOG 60PHY

CLOG BACKGUARD

CLOG B/S ADAP7A

CE MARKED
AS PPETYPE OF
FOOTWEAR
ISO 20347

SLIP-RESISTANT

BREATHABLE

ENERGY
ABSORPTION
BY THE HEEL

ANTI-STATIC

ESD
CERTIFICATION

AUTOCLAVABILITY















































































NICKEL FREE

MACHINE
WASHABLE
TEMPERATUREANATOMICALLY
DESIGNED

ADJUSTABLE

PUNCHED
UPPERREMOVABLE
INSOLEADDITIONAL
FEATURES

SIZE RANGE

												
TYPE OF FOOTWEAR ISO 20347	Class II	Class II	Class II	Class I	Class I	Class I	Class I	Class I	Class I	Class I		
SLIP-RESISTANT												
BREATHABLE												
ENERGY ABSORPTION BY THE HEEL												
ANTI-STATIC												
ESD CERTIFICATION												
AUTOCLAVABILITY												
NICKEL FREE	Yes	Yes	Yes	Yes	Yes	Yes	Yes	Yes	Yes	Yes	Yes	Yes
MACHINE WASHABLE TEMPERATURE				 Insole alone at 30°C								
ANATOMICALLY DESIGNED												
ADJUSTABLE												
PUNCHED UPPER			Yes	Yes	Yes	Yes	Yes		Yes	Yes	Yes	Yes
REMOVABLE INSOLE												
ADDITIONAL FEATURES		150 g	150 g			220 g				Height wedge 45 mm		
SIZE RANGE	34 - 47 double size	35 - 46 double size	35-46 double size	35-42 WOMAN 41-46 MAN	35 - 46	35 - 46	35 - 46	35 - 46	35 - 42	35 - 46	35 - 42	

■ Extrafeatures of Scholl Professional Footwear

■ Complies with CE mark standards for Personal Protective Equipment Footwear

* Insole is autoclavable up to 121°C

